

ARIS for SAP® Solutions

Cheat sheet

General information

ARIS for SAP Solutions offers a complete solution for the implementation of SAP projects. Customers use it to blueprint SAP processes and transfer them directly to SAP Solution Manager using a bidirectional interface.

Customers can jump-start blueprinting by importing **best-practice content** or **discovered** processes from their current SAP landscape.



Testing, training, rollout, and **process mining** add value to best support the entire SAP solutions lifecycle.

SAP® blueprint structure


The process structure represents the blueprint's core: **folders, scenarios, and processes**. At the lowest level, **process steps** define the business structure and the process flow—either as an Event-driven Process Chain (EPC) or as Business Process Modeling and Notation (BPMN).

This structure in ARIS is mapped to SAP Solution Manager with the help of SAP model type attributes. The mapping process is supported by SAP modeling wizards.

SAP process steps

-  A dedicated **SAP function** symbol visualizes SAP-relevant process steps in EPCs.
-  A **BPMN task type** associated with SAP-based process steps can be specified, for example, a user task.

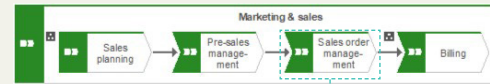
SAP process steps (shadow function)

-  Each SAP object is identified by a unique **SAP ID** attribute. In ARIS, copies of SAP functions are automatically assigned to the shadow function symbol—i.e., with identical attributes—and are ignored by the synchronization. This ensures the mandatory uniqueness of SAP IDs in SAP Solution Manager.

All process steps are organized in the **Process Step Library (PSL)**. Each process step must refer to a master step in the PSL (n:1 relationship). This is conveniently guaranteed by using the **SAP modeling wizards** in ARIS.

PSL items may contain nonstructural elements, such as documents and test cases.

Folder level (for example, Value-added Chain Diagram)

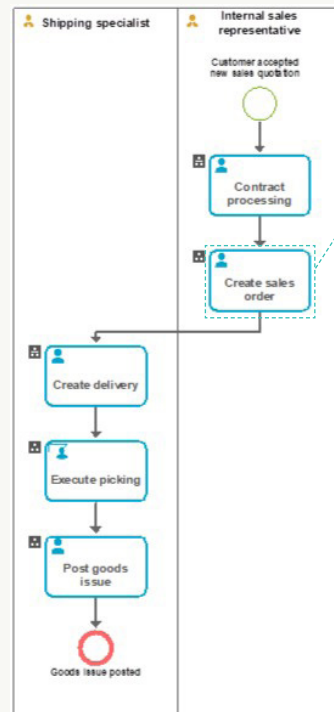


Scenario level (for example, Value-added Chain Diagram)



Process level


(for example, E-Business Process Model Notation)




Nonstructural elements (in FADs)

To detail the business blueprint, customers add nonstructural elements, so-called **satellites**, such as data, risks, resources, or organizational elements. Modeled in a **Function allocation diagram (FAD)**, these satellites reduce the visual complexity of the process models.

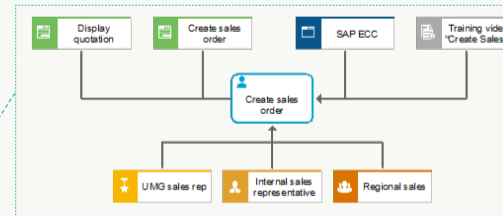
Documents

-  Process steps can be enriched with different types of **documents**, such as general, project, training, or test documents. The SAP modeling wizards guide you in selecting the documents to be assigned and specifying the correct document type attribute.


Executables

-  Process steps are typically performed by **SAP executables**, such as Fiori apps or standard transactions. All executable originals are stored in the **Executable Library**. The SAP modeling wizards ensure that all mandatory executable attributes are specified.


Process step level (Function allocation diagram)



End user roles

-  Process steps are carried out by **end user roles**. For example, the role "Internal sales representative" can be linked to the organizational unit "Regional sales".

Application system type

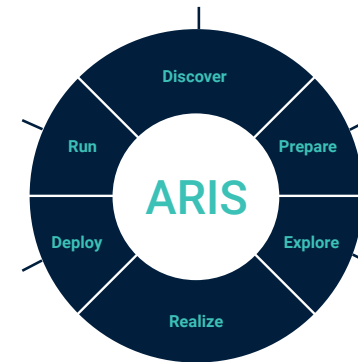
-  Each process step is linked to a corresponding **SAP application system type** defined in the **SAP component** attribute.

- Discovery of actual process execution and system usage
- Redocumentation of reality and revealing process variants and work arounds with Process Mining
- Gain transparency on **strategic migration goals**

- Gather feedback and requirements from LoB
- Improve your **SAP solution** based on **process mining insights**
- Measure as you run, **discover** process variants and **analyze** process compliance

- Company-wide communication of implemented processes
- ARIS as a **single source of truth**
- Daily and process-driven support of end users

- Collaborative process improvement
- Start **executables** (for example, Fiori Apps) from ARIS or open the **ARIS process guide**



- Process-oriented **SAP test management**
- Test path capturing
- Integration with **SAP® Test Suite**
- End user-friendly and **process-oriented training**
- Integration with **SAP Enable Now**

- Jump-start with **reference content**
- Design of SAP-compliant **end-to-end-to-be processes**
- Link **SAP functions** to various **artifacts**, like executables (transactions, Fiori apps), end user roles, or documents
- Synchronization with **SAP® Solution Manager**
- Support of **S/4HANA® migrations**
- Impact analysis** of to-be-processes
- Governance of process approvals
- Define requirements and learning plans based on **fit-gap-analyses**
- Obtain process approval** from LoB
- Agile management of to-be design requirements with ARIS and **SAP ChaRM**



Learn more about ARIS for SAP Solutions

tinyurl.com/ARISforSAP



Join the largest BPM community:

ariscommunity.com



Extend your knowledge:

SoftwareAG.com

ARIS

© 2022 Software AG. All rights reserved. Software AG and all Software AG products are either trademarks or registered trademarks of Software AG. Other product and company names mentioned herein may be the trademarks of their respective owners.

cs-aris-for-sap-solutions-en